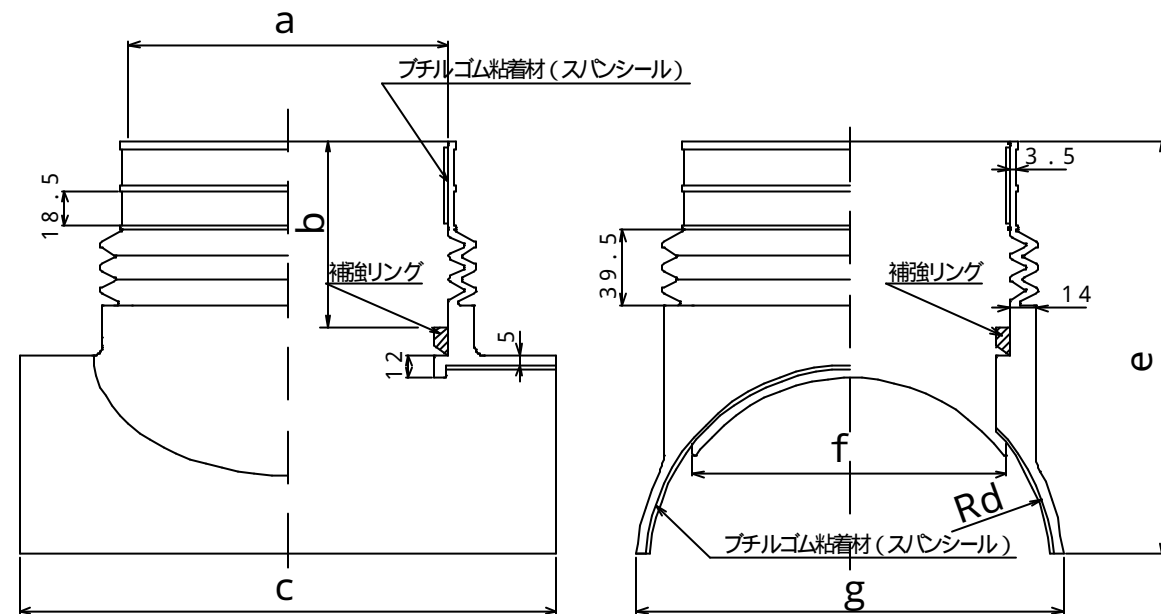
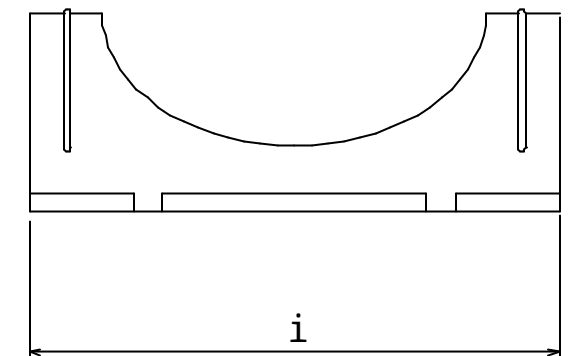
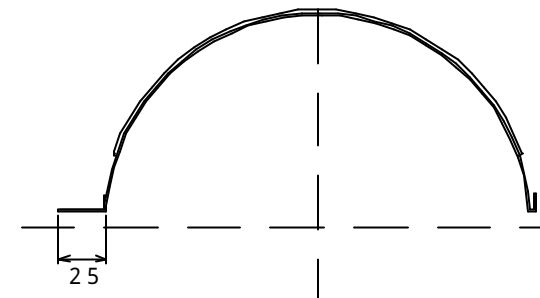


項番 ITEM NO	名 PART	称 NAME	材質 MATERIAL	個数 QTY	重量 WEIGHT	記 事 NOTE
---------------	-----------	-----------	----------------	-----------	--------------	----------------

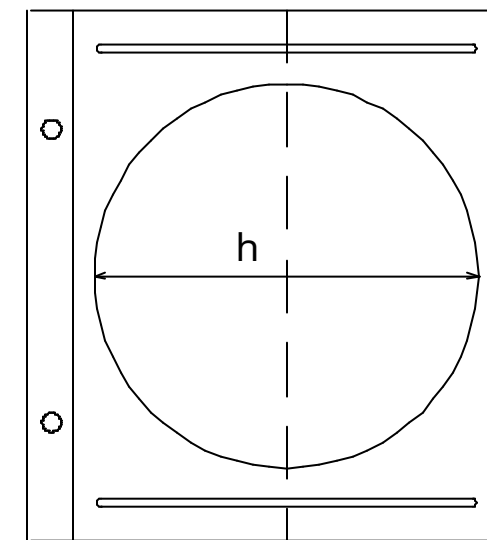
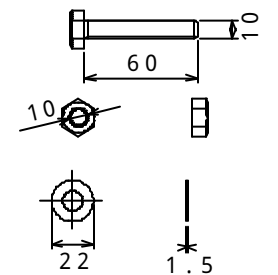
ゴム本体



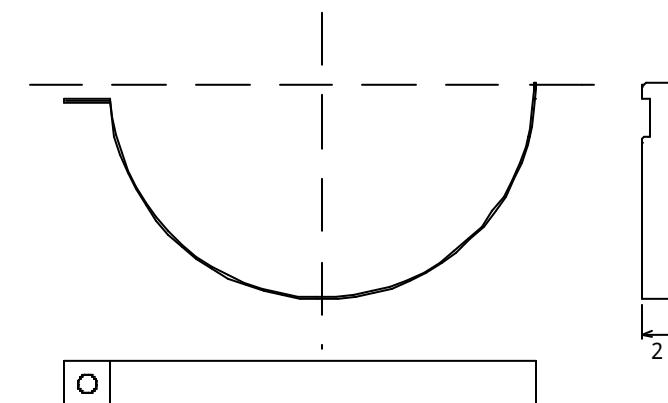
押さえカバ- (SUS304)



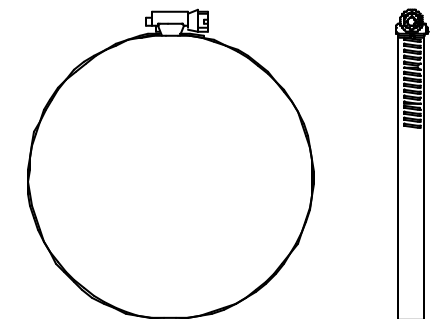
ボルト・ナット・ワッシャー
(SUS304)



Uバンド(SUS304)



締結バンド(SUS304)



(単位mm)

御承認品	品番	a	b	c	d	e	f	g	h	i
	MH-SJ150-100	118	98.4	233	82.5	200	116	175	151	233
	MH-SJ150-125	144	103.5	259	82.5	236	141	175	172	259
	MH-SJ200-100	118	98.4	233	108.0	203	116	221	151	233
	MH-SJ200-125	144	98.4	259	108.0	218	146	225	178	259
	MH-SJ200-150	169	98.4	284	108.0	218	166	225	203	280
	MH-SJ250-100	118	98.4	233	108.0	203	116	221	151	233
	MH-SJ250-150	169	98.4	284	133.5	237	166	274	200	283
	MH-SJ300-100	118	98.4	253	159.0	230	116	314	151	253
	MH-SJ300-150	169	103.4	304	159.0	265	166	325	200	304
	MH-SJ350-100	118	98.4	253	159.0	230	116	314	151	253
	MH-SJ350-150	169	103.4	304	159.0	265	166	325	200	304
	MH-SJ400-150	169	103.4	304	159.0	265	166	325	200	304
	MH-SJ250-200 (副管用)	220	80.0	314	132.0	212	216	274	240	314

製作日 WORKING DAY	2004.12

早川ゴム株式会社
HAYAKAWA RUBBER.CO.,LTD.

設計 DESIGNED	製図 DRAWING	検図 CHECKED	名称 NAME
			サンタック支管塩化ビニル管用
DATE		SCALE	図番 DRAWING NO.
3RD ANGLE PROJECTION		1/4	